

DSP

#INVESTFORGOOD

DSP Global Innovation Fund of Fund



| People | Processes | Performance |

How long-term SIP can be the best way for investing in Innovation oriented funds?

NFO Opens on : Jan 24, 2022

NFO Closes on : Feb 07, 2022

Let us amaze you with some interesting data points

	SIP returns	Lumpsum returns	Difference
Basket of Innovation oriented funds *	19.3%	13.3%	6.0%
Nifty 50	15.2%	16.6%	-1.4%
Difference	4.1%	-3.3%	

Some question after seeing the data-points

- How has SIP generated comparatively higher returns over lump sum in innovation-oriented funds?
- Why has SIP in Nifty 50 not generated the same result?

Data since inception returns (29 Jan 2002). *Basket of Innovation oriented funds is made by assigning 15% weight each to ishares Semiconductor ETF, Nikko AM ARKK Disruptive Innovation fund, Morgan Stanley US Insight fund, ishares NASDAQ 100 UCITS ETF & 20% weight each to BGF World Tech Fund, Bluebox Global technology Fund. ARKK Innovation ETF considered due to longer history which is US based strategy equivalent to Nikko AM ARK Disruptive Innovation Fund. Morgan Stanley Insight fund considered due to longer history. 30% allocation is done to Morgan Stanley Insight Fund prior to 2015 as data for ARKK Innovation ETF is not available while 40% allocation is done to BGF World Technology fund prior to 2019 as data for Bluebox Global Technology fund was not available. Rebalancing on Annual basis. Data as on 31 Dec 2021. **Past performance may or not sustain in future and should not be used as a basis for comparison with other investments.** Performance given above does not represent the performance of scheme. Investor can also invest through other modes like lumpsum etc as mentioned in the SID

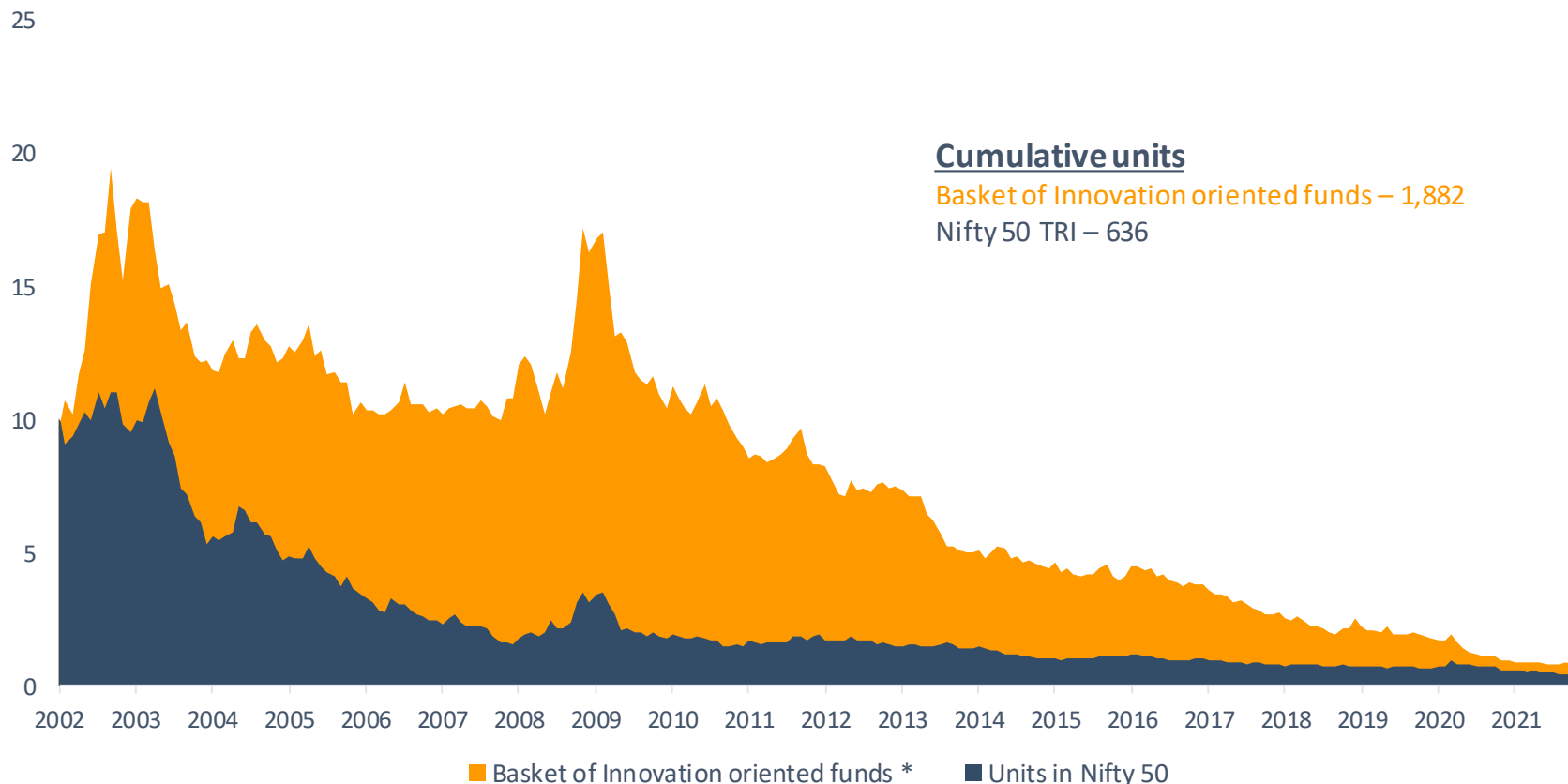
There are more instances of drawdown in Innovative funds compared to Nifty 50

Drawdown level	% of times	
	Nifty 50	Basket of Innovation oriented funds *
Drawdown <-15%	23%	27%
Drawdown <-20%	12%	21%
Drawdown <-25%	7%	14%
Drawdown <-30%	5%	9%

Data since inception returns (29 Jan 2002). *Basket of Innovation oriented funds is made by assigning 15% weight each to ishares Semiconductor ETF, Nikko AM ARKK Disruptive Innovation fund, Morgan Stanley US Insight fund, ishares NASDAQ 100 UCITS ETF & 20% weight each to BGF World Tech Fund, Bluebox Global technology Fund. ARKK Innovation ETF considered due to longer history which is US based strategy equivalent to Nikko AM ARK Disruptive Innovation Fund. Morgan Stanley Insight fund considered due to longer history. 30% allocation is done to Morgan Stanley Insight Fund prior to 2015 as data for ARKK Innovation ETF is not available while 40% allocation is done to BGF World Technology fund prior to 2019 as data for Bluebox Global Technology fund was not available. Rebalancing on Annual basis. Data as on 31 Dec 2021. **Past performance may or not sustain in future and should not be used as a basis for comparison with other investments.**

Higher instances of drawdown provides opportunity to accumulate higher units

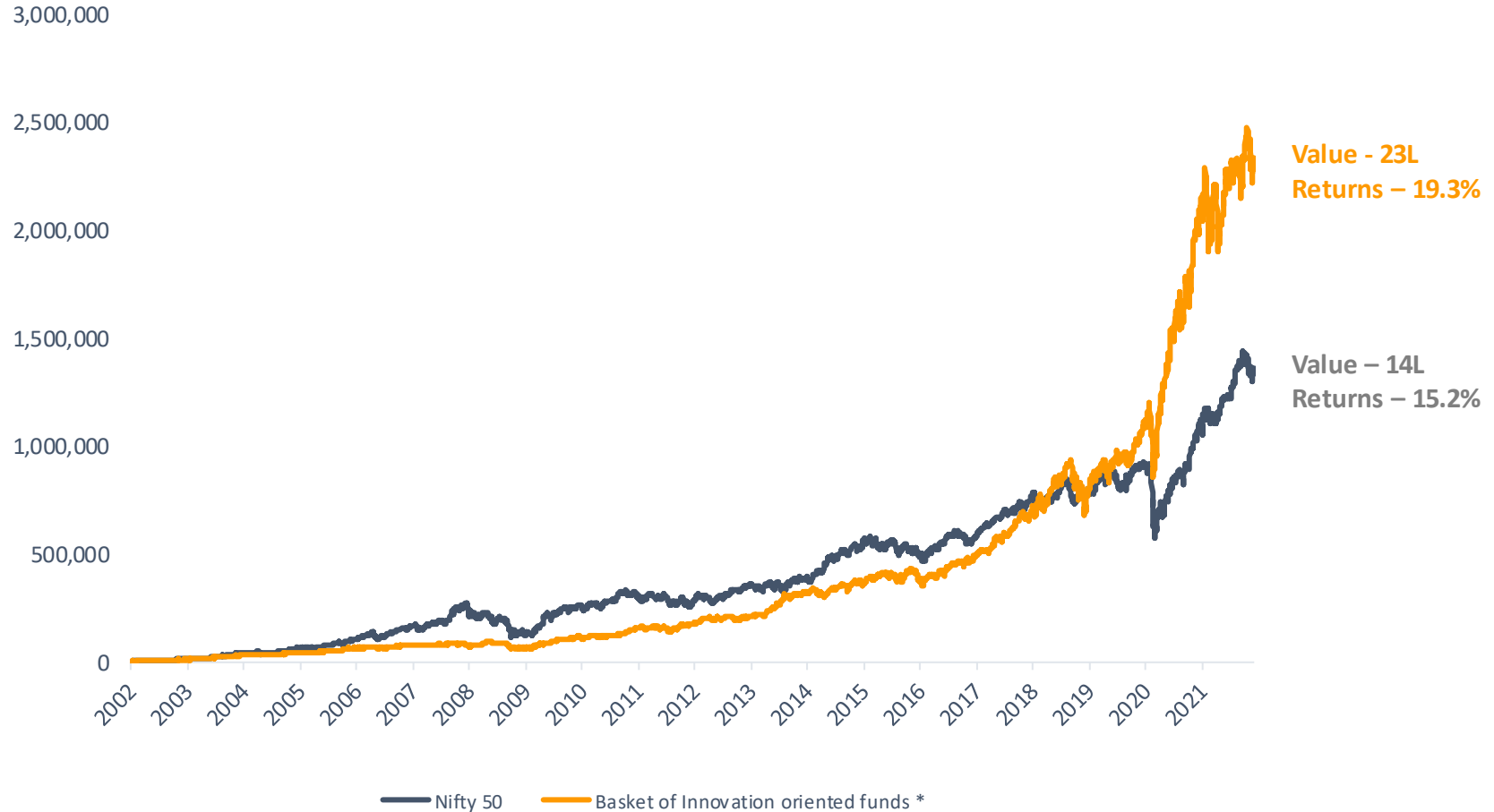
No of units allotted for SIP of Rs.1000 with base NAV of Rs.100



Data since inception returns (29 Jan 2002). *Basket of Innovation oriented funds is made by assigning 15% weight each to ishares Semiconductor ETF, Nikko AM ARKK Disruptive Innovation fund, Morgan Stanley US Insight fund, ishares NASDAQ 100 UCITS ETF & 20% weight each to BGF World Tech Fund, Bluebox Global technology Fund. ARKK Innovation ETF considered due to longer history which is US based strategy equivalent to Nikko AM ARK Disruptive Innovation Fund. Morgan Stanley Insight fund considered due to longer history. 30% allocation is done to Morgan Stanley Insight Fund prior to 2015 as data for ARKK Innovation ETF is not available while 40% allocation is done to BGF World Technology fund prior to 2019 as data for Bluebox Global Technology fund was not available. Rebalancing on Annual basis. Data as on 31 Dec 2021.

Higher units enable fund to generate higher return during up-market

Value of Rs.1,000 SIP



Data since inception returns (29 Jan 2002). *Basket of Innovation oriented funds is made by assigning 15% weight each to ishares Semiconductor ETF, Nikko AM ARKK Disruptive Innovation fund, Morgan Stanley US Insight fund, ishares NASDAQ 100 UCITS ETF & 20% weight each to BGF World Tech Fund, Bluebox Global technology Fund. ARKK Innovation ETF considered due to longer history which is US based strategy equivalent to Nikko AM ARKK Disruptive Innovation Fund. Morgan Stanley Insight fund considered due to longer history. 30% allocation is done to Morgan Stanley Insight Fund prior to 2015 as data for ARKK Innovation ETF is not available while 40% allocation is done to BGF World Technology fund prior to 2019 as data for Bluebox Global Technology fund was not available. Rebalancing on Annual basis. Data as on 31 Dec 2021. **Past performance may or not sustain in future and should not be used as a basis for comparison with other investments.** Performance given above does not represent the performance of scheme. Investor can also invest through other modes like lumpsum etc as mentioned in the SID

Does Long-term SIP in Innovation oriented funds work on rolling basis as well?

10 Year Average rolling returns

Fund	SIP returns	Lump sum returns	Difference
Basket of Innovation oriented funds *	17.7%	14.8%	2.9%
Nifty 50	12.4%	13.5%	-1.1%
Difference	5.3%	1.3%	

Did you know?

SIP in Innovation-oriented funds has beaten Nifty 50 ~80% of times

Min returns in any 10 year period

Fund	SIP returns	Lump sum returns
Basket of Innovation oriented funds *	7.3%	1.9%
Nifty 50	2.4%	5.1%

% times returns > 12% in any 10 year period

Fund	SIP returns	Lump sum returns
Basket of Innovation oriented funds *	85%	48%
Nifty 50	57%	54%

Yes. It has done well on rolling basis

Data since inception returns (29 Jan 2002). ** Basket of Innovation oriented funds is made by assigning 15% weight each to ishares Semiconductor ETF, Nikko AM ARKK Disruptive Innovation fund, Morgan Stanley US Insight fund, ishares NASDAQ 100 UCITs ETF & 20% weight each to BGF World Tech Fund, Bluebox Global technology Fund. ARKK Innovation ETF considered due to longer history which is US based strategy equivalent to Nikko AM ARK Disruptive Innovation Fund. Morgan Stanley Insight fund considered due to longer history. 30% allocation is done to Morgan Stanley Insight Fund prior to 2015 as data for ARKK Innovation ETF is not available while 40% allocation is done to BGF World Technology fund prior to 2019 as data for Bluebox Global Technology fund was not available. Rebalancing on Annual basis. Data as on 31 Dec 2021. **Past performance may or not sustain in future and should not be used as a basis for comparison with other investments.** Performance given above does not represent the performance of scheme. Investor can also invest through other modes like lumpsum etc as mentioned in the SID

Disclaimer & Product Labelling

In the preparation of the material contained in this document, DSP Investment Managers Private Limited (“AMC”) has used information that is publicly available, including information developed in-house or basis information received from its affiliates. The AMC however does not warrant the accuracy, reasonableness and / or completeness of any information. The data/statistics are given to explain general market trends in the securities market, it should not be construed as any research report/research recommendation. All logos used in the image are trademarks™ or registered® trademarks of their respective holders. Use of them does not imply any affiliation with or endorsement by them.

We have included statements / opinions / recommendations in this document, which contain words, or phrases such as “will”, “expect”, “should”, “believe” and similar expressions or variations of such expressions, that are “forward looking statements”. Actual results may differ materially from those suggested by the forward looking statements due to risk or uncertainties associated with our expectations with respect to, but not limited to, exposure to market risks, general economic and political conditions in India and other countries globally, which have an impact on our services and / or investments, the monetary and interest policies of India, inflation, deflation, unanticipated turbulence in interest rates, foreign exchange rates, equity prices or other rates or prices etc.

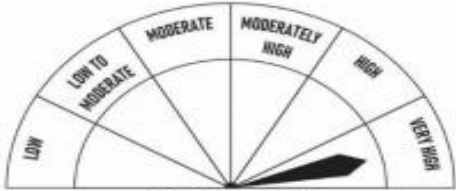
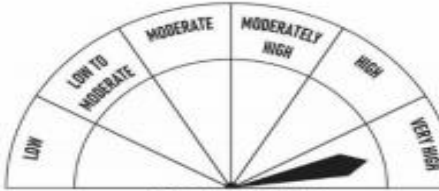
The sector(s)/stock(s)/issuer(s) mentioned in this document do not constitute any recommendation/opinion of the same and the Underlying Fund may or may not have any future position in these sector(s)/stock(s)/issuer(s). The portfolio of the Underlying Fund is subject to changes within the provisions of its Offer document. **Past performance may or not sustain in future and should not be used as a basis for comparison with other investments.**

All figures and other data given in this document are dated and the same may or may not be relevant in future and the same should not be considered as solicitation/recommendation/guarantee of future investments by DSP Investment Managers Pvt. Ltd. or its affiliates.

Investors are advised to consult their own legal, tax and financial advisors to determine possible tax, legal and other financial implication or consequence of subscribing to the units of the DSP Mutual Fund (“Fund”). Investors should know that they are bearing the recurring expenses of the scheme (DSP Global innovation Fund of Fund), in addition to the expenses of other schemes in which the Fund of Funds Scheme makes investments.

There is no guarantee of returns/ income generation in the Scheme. Further, there is no assurance of any capital protection/ capital guarantee to the investors in the Scheme. For scheme specific risk factors and more details, please read the Scheme Information Document, Statement of Additional Information and Key Information Memorandum of Scheme available on ISC of AMC and also available on www.dspim.com.

Mutual Fund investments are subject to market risks, read all scheme related documents carefully.

Scheme	Product Suitability	Riskometer	
		DSP Global innovation Fund of Fund	MSCI All Country World Index- Net Total Return
DSP Global Innovation Fund of Fund <i>(An open ended fund of fund scheme investing in Innovation theme)</i>	This open ended Fund of Funds Scheme (Investing In Overseas Fund) is suitable for investors who are seeking* <ul style="list-style-type: none"> Long-term capital growth Investments in units of overseas funds which invest in equity and equity related securities of companies which are forefront in innovation 	 <p>RISKOMETER INVESTORS UNDERSTAND THAT THEIR PRINCIPAL WILL BE AT VERY HIGH RISK</p>	 <p>RISKOMETER INVESTORS UNDERSTAND THAT THEIR PRINCIPAL WILL BE AT VERY HIGH RISK</p>

DSP

MUTUAL FUND

#INVESTFORGOOD

